



BRITISHROWING

Club Census

Northern Overview

TEAMWORK | OPEN TO ALL | COMMITMENT

A national picture was shared with Regional Chairs on 2nd August at the Regional Chair Forum. This report and accompanying raw data is the region responses at the time of reporting. Qualitative club responses have been removed for those that opted out of sharing with regions as part of the census.

Structure of overview:

- Census response statistics and clubs that had responded
- Groups that clubs are offering rowing to
- Coaching – information on paid and volunteer numbers, and the use of them in the clubs
- Youth engagement – scale across the country and summary of what form it's taking
- Operations & facilities – for members and for hire, what they offer, and main sources of income
- Plans for club development in next 3 years
- Next steps from British Rowing Membership & Community directorate

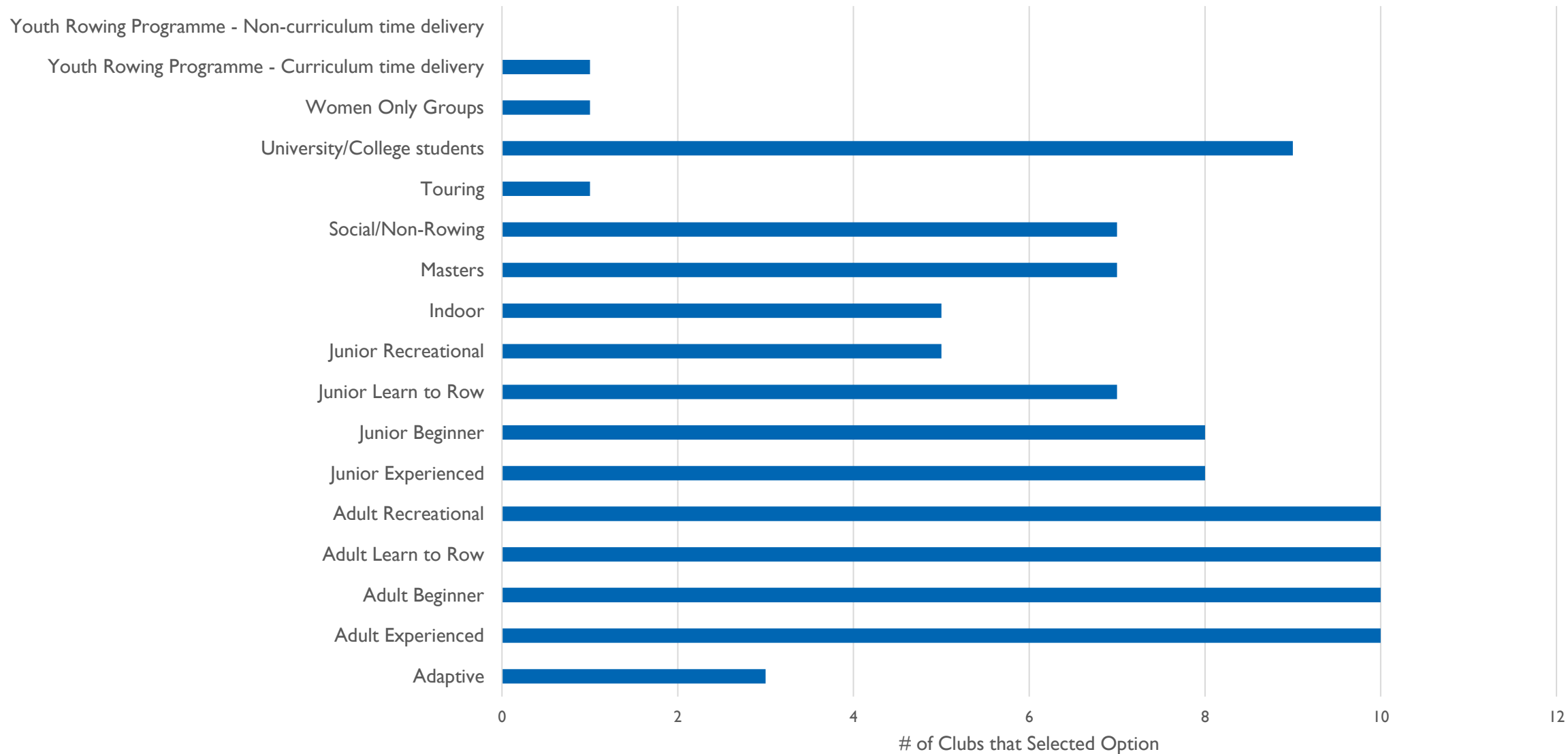
Census Response Breakdowns

BR Region	Count of Club Responses and Responses as % of Affiliated Clubs														
	Alumni			Club			School			University			Grand Total		
Northern	0	4	0.0%	8	15	53.3%	0	3	0.0%	5	21	23.8%	13	43	30.2%
National Total	8	41	19.5%	109	238	45.8%	28	99	28.3%	35	149	23.5%	180	527	34.2%

Club	Type	Club	Type
Berwick Amateur Rowing Club	Club	St Johns College (Durham) Boat Club	University
Cambois Rowing Club	Club	Talkin Tarn Amateur Rowing Club	Club
Durham Amateur Rowing Club	Club	Tees Rowing Club	Club
Durham University Boat Club	University	Teesside, University of, Boat Club	University
Gateshead Community Rowing Club	Club	Trevelyan College Boat Club	University
Hatfield College Boat Club	University	Tyne United Rowing Club	Club
Lakeland Rowing Club	Club		

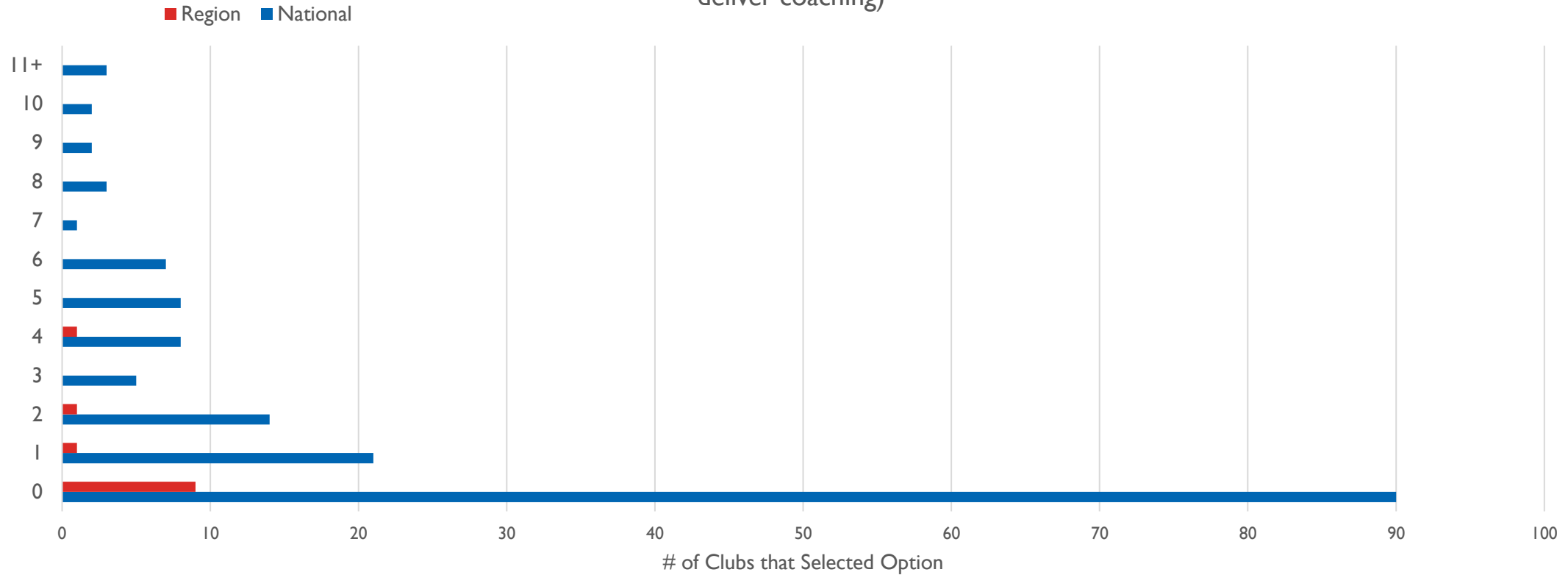
- Nationally, 34% of clubs have filled out a census response at this point. The Northern region indexes a little below this at 30%
- The census remains open online, so clubs are still free to fill out
- 2023 affiliations used as reference point for clubs that could have completed the census

Which of the following groups do you offer rowing to?



Coaching

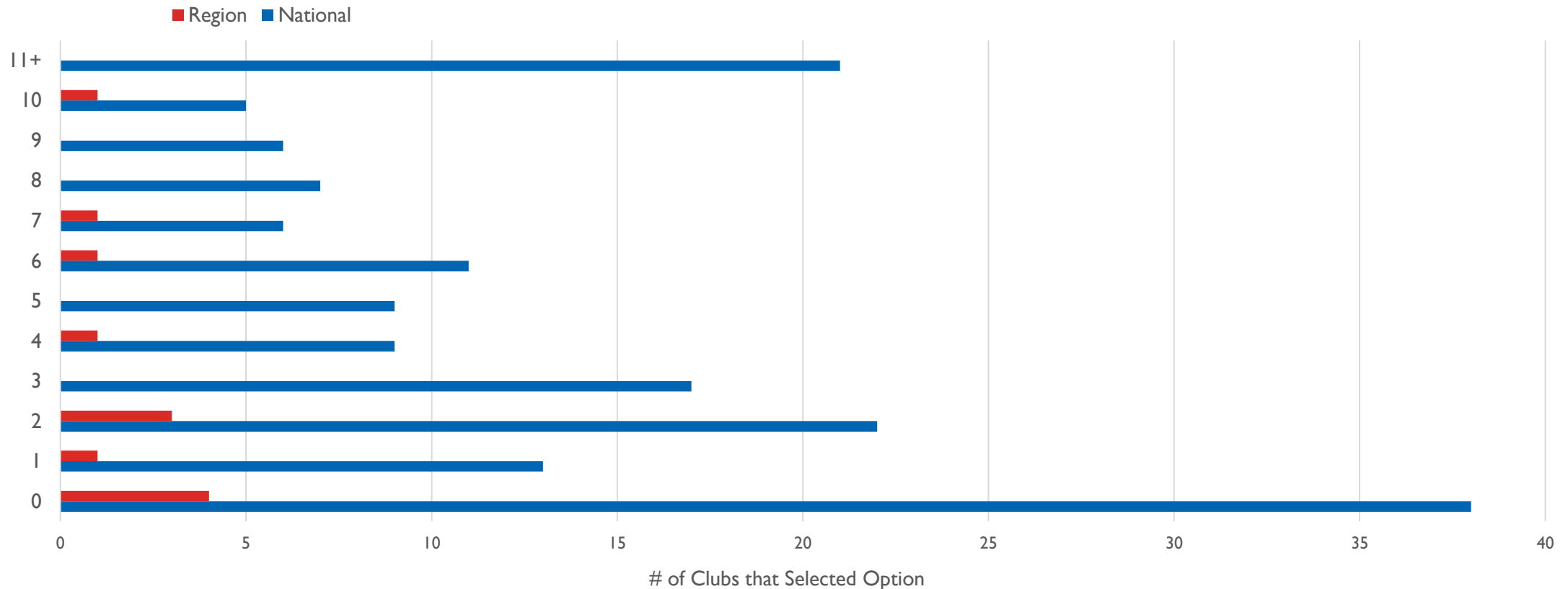
How many paid coaches does your club have? (This covers coaches that are paid any money beyond expenses to deliver coaching)



- Of the clubs with paid coaches in the Northern Region, 50% of them coach specific groups in the club, these are a range of men, women, beginners, and juniors. This aligns roughly with the national picture we see for paid coach delivery to specific vs non-specific groups.

Coaching

How many volunteer coaches does your club have? (This covers coaches that don't receive any money beyond expenses to deliver coaching)



- Now differing from the national picture of volunteer coaches are used, of the clubs with volunteer coaches, a greater portion of these coaches in the Northern Region deliver to specific groups of members rather than all (56%). Specific groups catered to include men's and women's 1st boats, Juniors, Masters, and Learn 2 Row/Beginners.

Youth Engagement

42% of the clubs that responded engage with at least one school or youth rowing programme that doesn't have its own affiliated boat club. The Northern Region indexes slightly above the 34% rate reported nationally.

Programmes engaged with include:

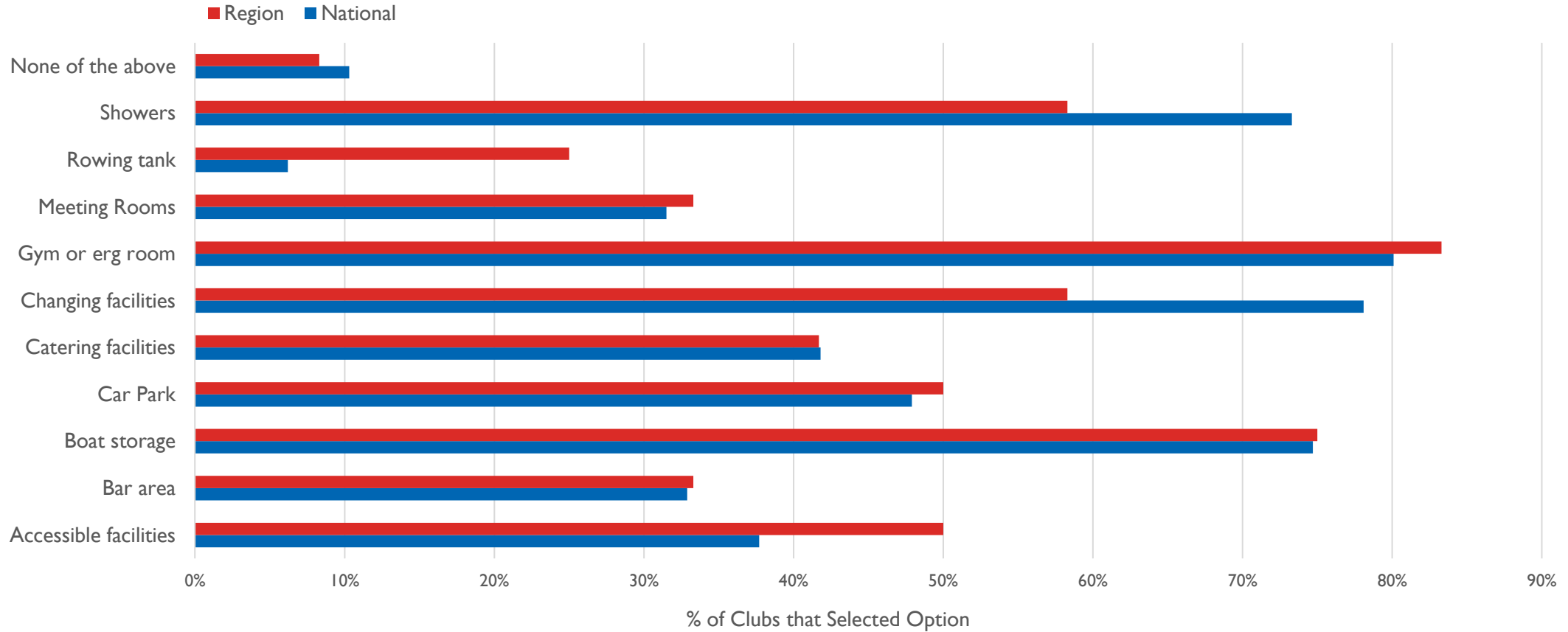
- Keswick School, Cockermouth School, Austin Friars School, Dame Allan's, Gosforth Middle School, and Durham High School.

Below are a selection of the ways that the clubs engage with them:

- Indoor rowing sessions at the school
- Advertising learn to row programmes
- Taster sessions as part of PE/Extra curricular activities
- Water coached sessions

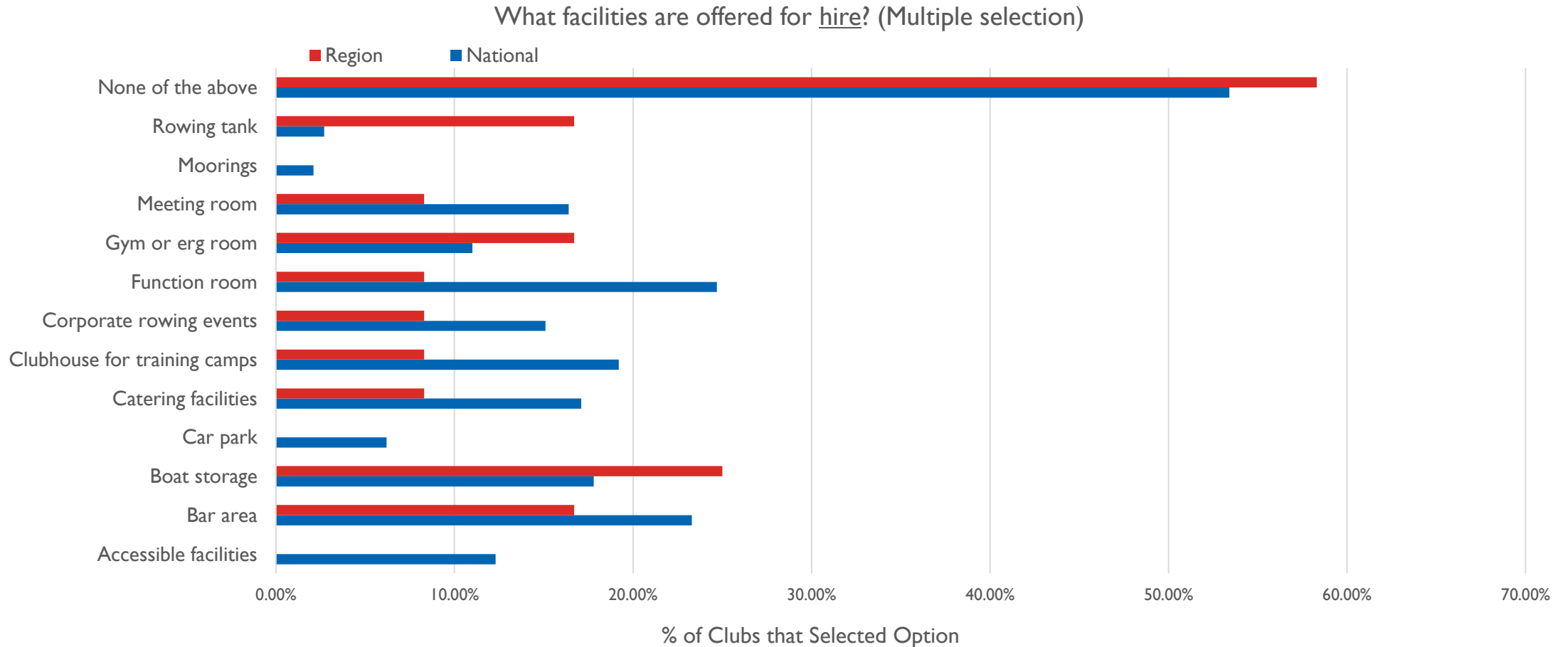
Operations & facilities – For members

What facilities are offered to members? (Multiple selection)



- The responding Northern clubs over index well on accessible facilities and rowing tank availability against the national picture. Mostly, the region is in line with other national facility provision to members, while under indexing on changing facilities and showers.

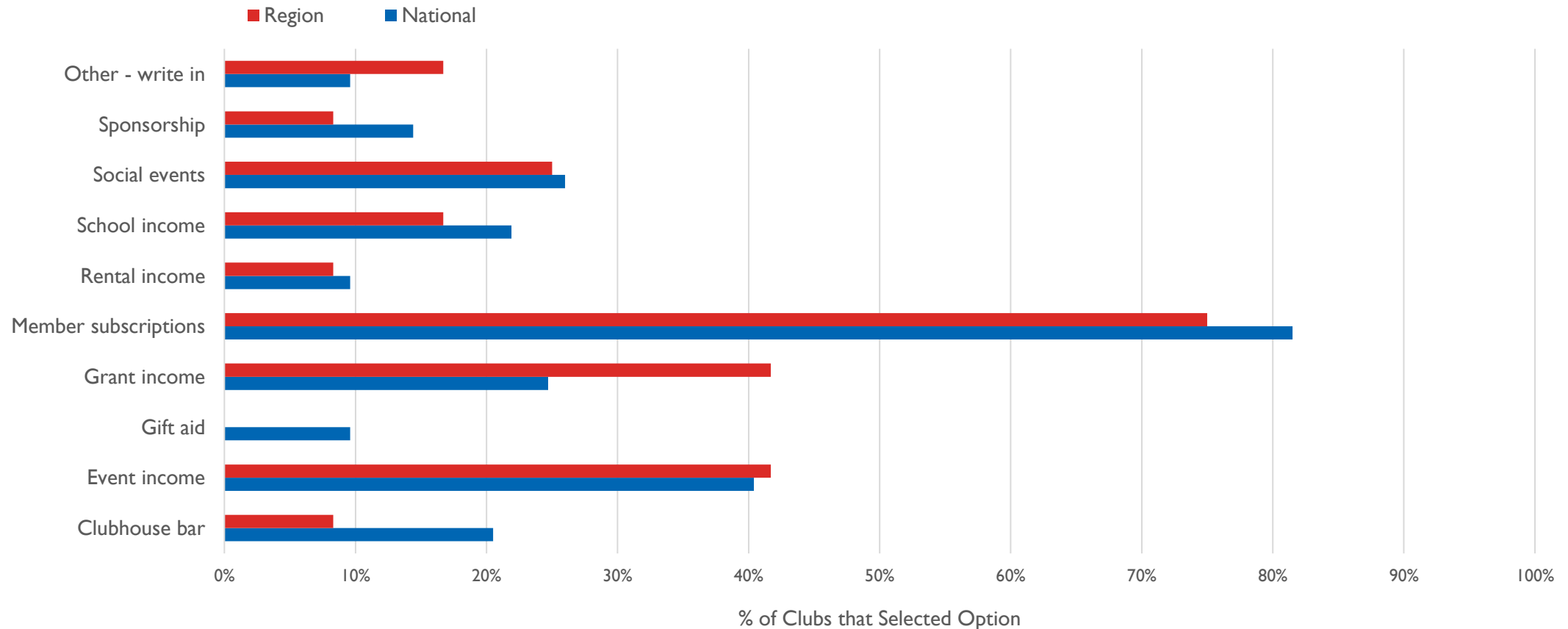
Operations & facilities – For hire



- The responding Northern clubs over index well on the use of their space for hiring rowing tanks, gym/erg rooms, and boat storage. Most other categories of facility hire under index against the national picture with these clubs not offering many facilities out for hire beyond their membership.

Operations & facilities – Main sources of income

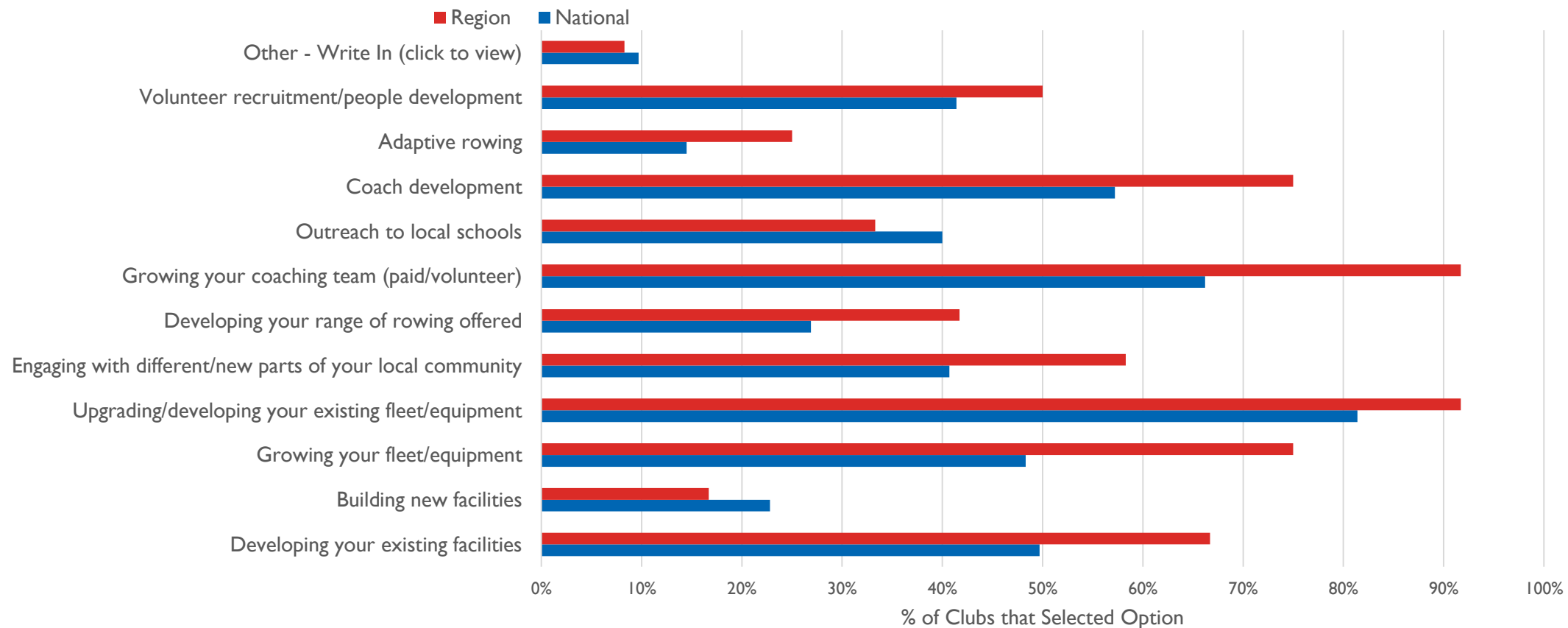
What are the main sources of income for the club? (Multiple selection)



- Other – write in for Northern responses included: University subsidies for membership of host club and pay for BUCS entries
- As with the national picture, the Northern clubs run mainly on member subscriptions, but also proportionally take on more from grant income.

Plans for the next 3 years

What clubs are working on or planning to work on in the next 3 years? (Multiple selection)

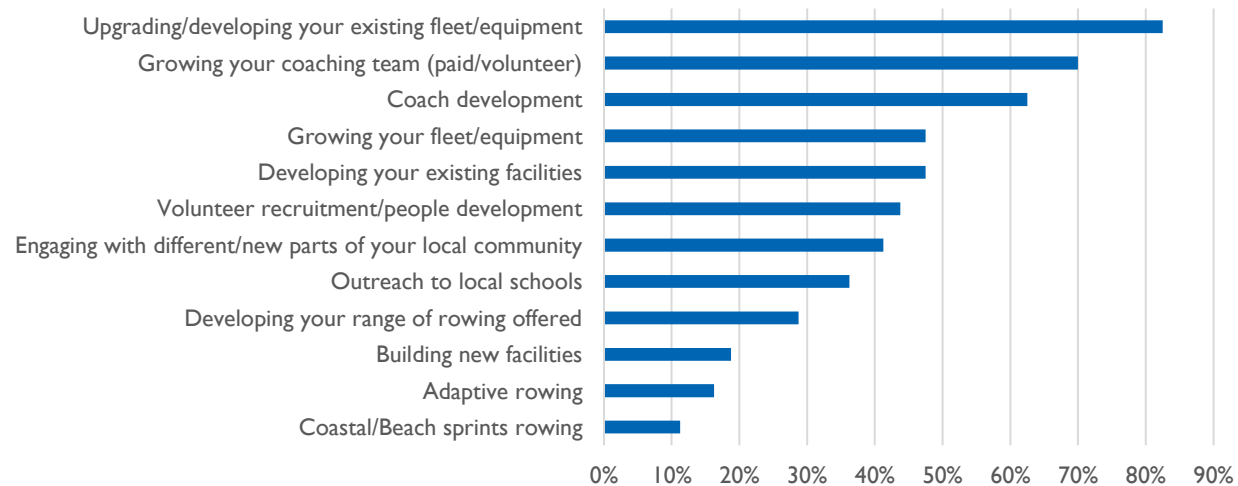


- Other – Write in for Northern included: Recruitment of students to row as the club with otherwise fold.
- The Northern Region over indexes significantly on the club goals on nearly all aspects suggested, most notably the growing of coaching teams, upgrading of existing fleet/equipment, and growing the fleets/equipment. The region’s clubs index under only on building of new facilities and outreach to local schools.

Next steps from British Rowing

Of the 180 clubs that filled out census, 80 opted in for a member of staff from BR to contact with support on specific areas of development. Across 12 strategic areas the distribution is below. We are planning how to contact every club and developing how we can provide that support with resources, advice, and webinars etc. Clubs did provide additional details on the plans they had or the specific help they could do with, this is a great help in directing how we support each area.

Strategic areas requesting BR staff support



Combining the census response levels with the rates shown above, we expect around 235 of our 527 clubs would be looking for direct support from a BR staff member or resource.

Generally, the themes from this census will be shared throughout relevant directorates informing continued project development.

Please do encourage clubs that haven't completed the census to fill it out, this can only help us improve how we develop the support we provide them and the regions they're in.